

GP7 and GP8

Compact, High-Speed Robots

Key Benefits

Highest payload, speeds and wrist allowable moment in its class

Compact, space-efficient design

Engineered for easy installation, operation and maintenance

IP67 rating for use in a wide variety of applications

Specifications

GP7

7 kg payload
927 mm horizontal reach
1,693 mm vertical reach
±0.03 mm repeatability

GP8

8 kg payload
727 mm horizontal reach
1,312 mm vertical reach
±0.02 mm repeatability

Applications

Assembly

Material Handling

Packaging

Controllers

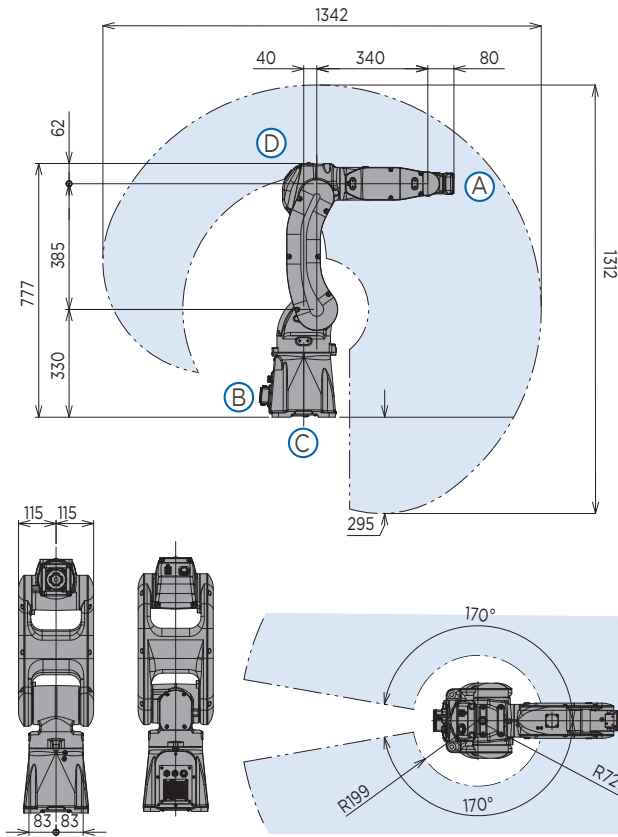
YRC1000

YRC1000micro

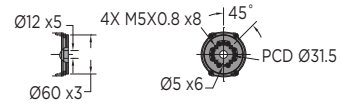


- Increase your productivity with the fast and efficient GP7 and GP8 robots.
- All axis speeds have been increased by up to 39% - surpassing other robots in its class.
- Small footprint, slim body design allows for minimum installation space.
- IP67 rating and easy-to-clean surface for use in sanitary or harsh environments. Anti-corrosive paint option available for further chemical resistance.
- Reduced interference design allows close proximity placement of robots.
- Increased reach enables wider work area.
- Maximum reduction of acceleration/ deceleration times for all robot positions.
- Highest wrist allowable moment for accurate and repeatable handling.
- Single power and control cable reduces wiring time and increases work efficiency.
- New robot harness design for improved diagnostics and maintenance.
- Home position data can be saved without battery connection for easy maintenance.
- Optional location (bottom) for manipulator cable connection reduces interference with walls.
- Ideal for high-volume assembly, handling and packaging applications.
- NSF-H1 certified food-grade lubricant option available for food or consumer product packaging environments.
- The GP7 and GP8 robots are available with either the standard teach pendant or the Smart Pendant.

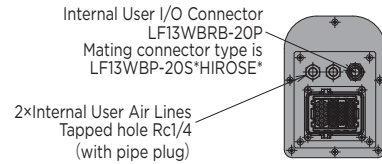
GP7 and GP8 Robots



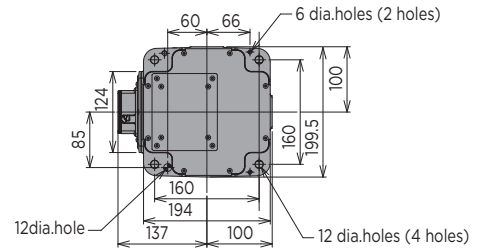
VIEW A



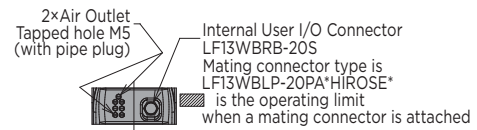
VIEW B



VIEW C



VIEW D



GP8 robot shown.
All dimensions are metric (mm) and for reference only.
Request detailed drawings for all design/engineering requirements.

SPECIFICATIONS

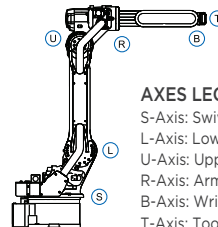
Axes	Maximum motion range [°]		Maximum speed [°/sec.]		Allowable moment [N•m]		Allowable moment of inertia [kg•m ²]	
	GP7	GP8	GP7	GP8	GP7	GP8	GP7	GP8
S	±170	±170	375	455	-	-	-	-
L	+145/-65	+145/-65	315	385	-	-	-	-
U	+190/-70	+190/-70	410	520	-	-	-	-
R	±190	±190	550	550	17	17	0.5	0.5
B	±135	±135	550	550	17	17	0.5	0.5
T	±360	±360	1000	1000	10	10	0.2	0.2

Mounting Options: Floor, Wall, Tilt or Ceiling

* The MLX300 software option is not available for use with arc or spot welding applications. MLX300 fieldbus cards, I/O cards and vision equipment must be purchased separately from the supplier. All peripherals are programmed using a PLC.

Options

- Robot risers and base plates
- MotoSight™ 2D and 3D vision systems
- PLC integration via MLX300 software option*



AXES LEGEND

S-Axis: Swivel Base
L-Axis: Lower Arm
U-Axis: Upper Arm
R-Axis: Arm Roll
B-Axis: Wrist Bend
T-Axis: Tool Flange

Yaskawa America, Inc. | Motoman Robotics Division

100 Automation Way
Miamisburg, OH 45342
Tel: 937.847.6200 | motoman.com

Motoman is a registered trademark. All other marks are the trademarks and registered trademarks of Yaskawa America, Inc. Technical specifications subject to change without notice. DS-699-J ©2019 Yaskawa America, Inc. NOVEMBER 2019

YASKAWA